

## TILLAGE TOOLS AND WEAR PARTS



### MARKETS

• Agricultural machinery  
• Farm equipment  
• Tractor parts  
• Harvesting equipment  
• Irrigation systems  
• Pumps and power units  
• Fertilizers and pesticides  
• Farm buildings and infrastructure

• Construction equipment  
• Mining equipment  
• Forestry equipment  
• Marine equipment  
• Power generation equipment  
• Industrial machinery  
• Material handling equipment  
• Transport equipment

### QUALITY

### ACCREDITATION

ISO 9001 : 2008

## RANGE OF PRODUCTS

- Tractor PTO shafts
- Tractor PTO clutches
- Tractor PTO gears
- Tractor PTO bearings
- Tractor PTO seals
- Tractor PTO sprockets
- Tractor PTO chains
- Tractor PTO linkages
- Tractor PTO brackets
- Tractor PTO covers
- Tractor PTO shields
- Tractor PTO guards
- Tractor PTO safety devices
- Tractor PTO maintenance tools
- Tractor PTO repair kits
- Tractor PTO replacement parts
- Tractor PTO accessories
- Tractor PTO spare parts
- Tractor PTO consumables
- Tractor PTO lubricants
- Tractor PTO fluids
- Tractor PTO filters
- Tractor PTO hoses
- Tractor PTO cables
- Tractor PTO wires
- Tractor PTO connectors
- Tractor PTO terminals
- Tractor PTO relays
- Tractor PTO switches
- Tractor PTO sensors
- Tractor PTO actuators
- Tractor PTO solenoids
- Tractor PTO valves
- Tractor PTO pumps
- Tractor PTO motors
- Tractor PTO generators
- Tractor PTO inverters
- Tractor PTO converters
- Tractor PTO transformers
- Tractor PTO regulators
- Tractor PTO controllers
- Tractor PTO monitors
- Tractor PTO displays
- Tractor PTO keyboards
- Tractor PTO mice
- Tractor PTO joysticks
- Tractor PTO pedals
- Tractor PTO levers
- Tractor PTO buttons
- Tractor PTO knobs
- Tractor PTO rollers
- Tractor PTO sliders
- Tractor PTO switches
- Tractor PTO potentiometers
- Tractor PTO encoders
- Tractor PTO decoders
- Tractor PTO converters
- Tractor PTO drivers
- Tractor PTO receivers
- Tractor PTO transmitters
- Tractor PTO antennas
- Tractor PTO cables
- Tractor PTO connectors
- Tractor PTO terminals
- Tractor PTO relays
- Tractor PTO switches
- Tractor PTO sensors
- Tractor PTO actuators
- Tractor PTO solenoids
- Tractor PTO valves
- Tractor PTO pumps
- Tractor PTO motors
- Tractor PTO generators
- Tractor PTO inverters
- Tractor PTO converters
- Tractor PTO transformers
- Tractor PTO regulators
- Tractor PTO controllers
- Tractor PTO monitors
- Tractor PTO displays
- Tractor PTO keyboards
- Tractor PTO mice
- Tractor PTO joysticks
- Tractor PTO pedals
- Tractor PTO levers
- Tractor PTO buttons
- Tractor PTO knobs
- Tractor PTO rollers
- Tractor PTO sliders
- Tractor PTO switches
- Tractor PTO potentiometers
- Tractor PTO encoders
- Tractor PTO decoders
- Tractor PTO converters
- Tractor PTO drivers
- Tractor PTO receivers
- Tractor PTO transmitters
- Tractor PTO antennas

## TILLAGE TOOLS AND WEAR PARTS



## ABOUT US

With over 20 years of experience in the agricultural machinery and parts industry, NIPUN has established a reputation for providing high quality products and services to our customers. We are committed to continuous improvement and innovation to meet the ever-changing needs of our customers.

These are the most common types of blades used on skid steer loaders. They are made of high strength steel and are designed to cut through a variety of materials.



**GRADING BLADE (18" x 30")**  
 This blade is designed for grading and light excavation. It is made of high strength steel and is designed to cut through a variety of materials.




**GRADING BLADE (24" x 30")**  
 This blade is designed for grading and light excavation. It is made of high strength steel and is designed to cut through a variety of materials.



**GRADING BLADE (30" x 30")**  
 This blade is designed for grading and light excavation. It is made of high strength steel and is designed to cut through a variety of materials.

**GRADING BLADE (36" x 30")**  
 This blade is designed for grading and light excavation. It is made of high strength steel and is designed to cut through a variety of materials.



<p><b>TRUCK CHAINS</b>          • 100% Made in the USA          • 100% High Quality          • 100% Durable          • 100% Dependable</p>				<p><b>1100 - 10000 - 2000          11000</b>          This set made of steel          has more life than the old          1000 - 10000 in. in grade          and longer life because          the design of the wheels          is not bad.</p>	
<p><b>TRUCK CHAINS</b>          • 100% Made in the USA          • 100% High Quality          • 100% Durable          • 100% Dependable</p>					
	<p><b>TRUCK CHAINS</b>          This set made of steel          has more life than the old          1000 - 10000 in. in grade          and longer life because          the design of the wheels          is not bad.</p>		<p><b>TRUCK CHAINS</b>          This set made of steel          has more life than the old          1000 - 10000 in. in grade          and longer life because          the design of the wheels          is not bad.</p>		
					

1000 Series  
1000 Series  
1000 Series  
1000 Series



1000 Series  
1000 Series  
1000 Series  
1000 Series



1000 Series  
1000 Series  
1000 Series  
1000 Series



1000 Series  
1000 Series  
1000 Series  
1000 Series

1000 Series  
1000 Series  
1000 Series  
1000 Series



1000 Series  
1000 Series  
1000 Series  
1000 Series



1000 Series  
1000 Series  
1000 Series  
1000 Series



1000 Series  
1000 Series  
1000 Series  
1000 Series



1000 Series  
1000 Series  
1000 Series  
1000 Series

1000 Series  
1000 Series  
1000 Series  
1000 Series



1000 Series  
1000 Series  
1000 Series  
1000 Series

# PREMIUM ROTARY TILLER MULTI SPEED



NIPHA Premium Rotary Tiller is product of NIPHA Group of Industries. NIPHA, established in 1960 is a totally India company, acknowledged as a multi-dimensional international organization that has perfected in-house systems and procedures to produce "QUALITY THAT'S WORLD CLASS".

**NIPHA Premium Rotary Tillers are designed:**

- For a variety of crops, soil & climatic conditions, whether wet or dry
- For preparing seed beds before or after rains
- To control weeds & incorporate other residual matter in the soil to form organic manure

Tilling with NIPHA Premium Rotary Tiller combines three processes in one; process of disking, cultivating & planking. It increases retain capacity of soil moisture, soil porosity & aeration which enhances germination and better growth of crops.

NIPHA Premium Rotary Tiller is extremely suitable for Paddy, Wheat, Potato, Maize & Vegetable cultivation.

**Technical features**

- Light weight to ensure lesser load on the tractor
- Specially designed structural frame
- Compact Gear Box
- Sealed bearings using 5 lip oil seals to prevent moisture/mud entry
- High Quality drive shaft
- Well-shaped adjustable rear trailing board
- NIPHA blades are made from durable Boron Steel & equivalent. Special quality that ensures long life, extra strength, uniform hardness, wear resistance & fatigue life.



'J' Type Blade



'L' Type Blade



'L' Type Blade (Small)

**NIPHA ROTARY TILLER APPROVED BY GOVT. OF INDIA**



AN ISO 9001 : 2008 COMPANY

## PREMIUM ROTARY TILLER MULTI SPEED



Choice of Multi Speed Compact Gear Box Rotor Speed 220 Or 250 rpm




Spur Gear Combination




Side Gear Drive



Rotavator Side view



Multi Speed Machine "L" Type



Multi Speed Machine "J" Type

NIPHA प्रिमीयम रोटर टिलर NIPHA उद्योग समूह का एक उत्पाद है। NIPHA, 1960 में स्थापित एक पूरी तरह से भारतीय कंपनी है, NIPHA एक बहु-आयामी अंतरराष्ट्रीय संगठन है जिसने प्रणालियों और प्रक्रियाओं को सिद्ध किया है और "Quality that's World Class" का उत्पादन के रूप में स्वीकृत है।

### NIPHA प्रिमीयम रोटर टिलर डिजाइन:

- विभिन्न फसलों, मिट्टी और जलवायु स्थितियों को सूट करने के लिए बनाया गया है।
- बारिश से पहले या बाद बीज बिस्तर तैयार करने के लिए उत्तम है।
- घास फूस नियंत्रित करने के लिए और अन्य अवशिष्ट पदार्थ मिट्टी में शामिल करने के लिए उपयुक्त है।

NIPHA प्रिमीयम रोटर टिलर के साथ tilling एक में तीन प्रक्रियाओं को जोड़ती है : disking cultivating & planking. यह मिट्टी की नमी, मिट्टी porosity और वायुमिश्रण को बढ़ाता है।

जिस कारण से फसलों का बेहतर विकास होता है। NIPHA प्रिमीयम रोटर टिलर धान, गेंहु, आलु, गन्ना, कपास, केला, मक्का एवं सब्जी की खेती के लिए बेहद उपयुक्त है।

### तकनीकी सुविधाओं:

- Compact गियर बॉक्स
- 5 Lip Oil Seal द्वारा सीलबंद Bearings जो नमी / कीचड़ को रोकने में सक्षम है।
- उच्च गुणवत्ता ड्राइव शाफ्ट.
- Adjustable Trailing Board
- NIPHA ब्लेड टिकाऊ उच्च कार्बन, मिश्र धातु इस्पात, बोरॉन इस्पात से बना रहे हैं. Special Quality लंबे जीवन, अतिरिक्त शक्ति, uniform hardness सुनिश्चित करता है।

### Model wise NIPHA Premium Model product specification [ Nipha ]

Model	Spur Gear [ L type ]	Rotar RPM	Spur Gear [ J/C New/ B04 type ]	Rotar RPM	Tractor HP	Total Width		Tillage Width		L-Weight Kgs	L - Blade Nos	C New / B04 - Blade Nos	J - Blade Nos
						CM	Inch	CM	Inch				
Nipha Premium 5ft	17-19	180	19-17	244	40+	174	69	149	59	409	36	48	60
Nipha Premium 5.5ft	17-19	180	19-17	244	45+	194	76	168	66	426	39	48	66
Nipha Premium 6ft	17-19	180	19-17	244	50+	203	80	177	70	445	42	54	72
Nipha Premium 6.5ft	17-19	180	19-17	244	55+	211	83	185	73	468	48	60	72
Nipha Premium 7ft	17-19	180	19-17	244	60+	224	88	199	78	476	48	66	78

\* The specification shown above is for Multi speed gear drive NIPHA Premium Rotary Tillers

\* The approx weight is for Gear Drive Multi Speed Rotary Tillers with L type blades.

Note: The content of this catalogue is only to inform the end user. The company has the right to modify the specifications of its machine or components at any time without any prior notice.



48 Ganga Jamuna, 28/1 Shakespeare Sarani, Kolkata - 700017  
Tel 91 33 4021 4300, 2287 2511, 2287 4447, 2287 6640  
Fax 91 33 2287 5104  
e-mail nipha@niphindia.com website www.niphindia.com

DEALER



## Why go anywhere else?

NIPHA is one of the largest manufacturers of Tillage Tools and Wear Parts in Asia.

COMPLETELY INTEGRATED PRODUCTION LINE WITH CAPTIVE STEEL RE ROLLING MILL GIVING US **TOTAL CONTROL OVER QUALITY.**



'L' type blade



'J' type blade



'C' type blade

## NIPHA Rotary Tiller Blades now in India

After having sold rotary tiller blades for many years to the world's most discerning customers and markets of USA, Europe and South East Asia, NIPHA has entered the Indian market.

Backward integration of manufacturing facilities provides NIPHA an edge over its competitors.

### NIPHA Rotary Tiller Blade product range

NIPHA manufactures more than two dozen types of rotary tiller blades and has the technology and expertise to develop newer ones.

NIPHA Rotary Tiller Blades are compatible with most Indian and international rotary tiller brands.

### Specifications and features

NIPHA blades are made from durable high carbon and spring steel grade AISI 1070, AISI 1080, EN 45, SUP 9, Boron Steel and their equivalents. NIPHA blades are heat treated, stress relieved and shot blasted to provide extra strength and uniform hardness throughout. This process ensures that NIPHA blades have optimal elasticity and resistance to shocks and strain. These blades usually have a hardness equivalent to 45-50 HRC providing it with superior wear resistance and fatigue life.

All of NIPHA's products are subjected to stringent in process quality assurance and continuous testing.



## ROTARY TILLER BLADES



### TECHNICAL SPECIFICATIONS

SL NO	PART NO	BLADE TYPE	DESCRIPTION	BOLT SIZE	WEIGHT (KGS)	THICKNESS (MM)
1	B02	L	Hole Dia 14.5 mm, CD 46 mm	M14	1.05	7
2	B03	L	Hole Dia 14.5 mm, CD 57 mm	M14	1.05	7
3	B04	L	Hole Dia 12.5 mm, CD 44 mm	M12	0.70	6
4	B05	L	Hole Dia 14.5 mm, CD 46 mm	M14	1.00	8
5	B06	L	Hole Dia 12.5 mm, CD 44 mm	M12	1.00	8
6	C New	C	Hole Dia 12.5 mm, CD 44 mm	M12	0.70	7
7	C Old	C	Hole Dia 11.5 mm, CD 57 mm	7/16 "	0.70	7
8	J 12mm	J	Hole Dia 12.5 mm, CD 28 mm	M12	0.56	7
9	J 10mm	J	Hole Dia 10.5 mm, CD 28 mm	M10	0.56	7

## Advantages of NIPHA Rotary Tiller Blades

- NIPHA rotary tiller blades can be used for long durations
- There is minimal load on the tractor and rotary tiller due to consistency in weight and shape of NIPHA blades.
- There is very little bending or breaking even in tough soil conditions because of optimum heat treatment that ensures uniform hardness and fine grain structure.



48 Ganga Jamuna, 28/1 Shakespeare Sarani, Kolkata - 700017

Tel 91 33 4021 4300, 2287 2511, 2287 4447, 2287 6640

Fax 91 33 2287 5104

e-mail [nipha@niphaindia.com](mailto:nipha@niphaindia.com) website [www.niphaindia.com](http://www.niphaindia.com)



# ECONOMY ROTARY TILLER MULTI SPEED



NIPHA Economy Rotary Tiller is product of NIPHA Group of Industries. NIPHA, established in 1960 is a totally India company, acknowledged as a multi-dimensional international organization that has perfected in-house systems and procedures to produce "QUALITY THAT'S WORLD CLASS".

**NIPHA Economy Rotary Tillers are designed:**

- For a variety of crops, soil & climatic conditions, whether wet or dry
- For preparing seed beds before or after rains
- To control weeds & incorporate other residual matter in the soil to form organic manure

Tilling with NIPHA Economy Rotary Tiller combines three processes in one; process of disking, cultivating & planking. It increases retain capacity of soil moisture, soil porosity & aeration which enhances germination and better growth of crops.

NIPHA Economy Rotary Tiller is extremely suitable for Paddy, Wheat, Potato, Maize & Vegetable cultivation.

**Technical features**

- Extra light weight to ensure minimal load on the tractor
- Specially designed structural frame
- Compact Gear Box
- Sealed bearings using 5 lip oil seals to prevent moisture/mud entry
- High Quality drive shaft
- Well-shaped adjustable rear trailing board
- NIPHA blades are made from durable Boron Steel & equivalent. Special quality that ensures long life, extra strength, uniform hardness, wear resistance & fatigue life.

**NIPHA ROTARY TILLER APPROVED BY GOVT. OF INDIA**



'J' Type Blade



'L' Type Blade



'L' Type Blade (Small)



AN ISO 9001 : 2008 COMPANY

## ECONOMY ROTARY TILLER MULTI SPEED



Choice of Multi Speed Compact Gear Box Rotor Speed 220 Or 250 rpm



Spur Gear Combination



Side Gear Drive



Rotavator Side view



Multi Speed Machine "L" Type



Multi Speed Machine "J" Type

NIPHA के लक्ष्य रोजी तौर NIPHA उद्योगों का एक उत्कृष्ट NIPHA, 1960 में स्थापित एक सूक्ष्म उद्योग कंपनी है, NIPHA एक उच्च-गतिशील उद्योगों में विशेषज्ञता और प्रक्रियाओं को विकसित करने और "Quality that's World Class" का उत्कृष्ट के रूप में स्वीकृत है।

### NIPHA उद्योगों रोजी तौर विशेषता:

- विश्वव्यापी, विश्व और उद्योग स्थलों को पूरा करने के लिए उपलब्ध है।
- परिवर्तनीय और उद्योग विशेषज्ञ तैयार करने के लिए उपलब्ध है।
- उच्च-गतिशील करने के लिए और उच्च-गतिशील विशेषज्ञ तैयार करने के लिए उपलब्ध है।

NIPHA के लक्ष्य रोजी तौर के Disking, Cultivating & Planking. उद्योगों की लक्ष्य, विश्व porosity और उद्योगों को पूरा है।

एक कारक उद्योगों का उद्योग विकसित है NIPHA के लक्ष्य रोजी तौर उच्च-गतिशील, उच्च, कठोर, कठोर, उच्च-गतिशील की लक्ष्य के लिए उपलब्ध है।

### उद्योगों विशेषता:

- Compact तैयार उपलब्ध
- 5 Lip Oil Seal और उच्च-गतिशील Bearings की लक्ष्य / की लक्ष्य को रोकने के लिए उपलब्ध है।
- उच्च-गतिशील उद्योगों
- Adjustable Trailing Board
- NIPHA उद्योगों के उच्च-गतिशील, उच्च-गतिशील, उच्च-गतिशील उद्योगों के लिए Special Quality उद्योगों, उच्च-गतिशील, uniform hardness उपलब्ध कराने के लिए उपलब्ध है।

### Model wise NIPHA Economy Model product specification [ Nipha ]

Model	Spur Gear [ L type ]	Rotar RPM	Spur Gear [ J/C New/ B04 type ]	Rotar RPM	Tractor HP	Total Width		Tillage Width		L-Weight Kgs	L - Blade Nos	C New / B04 - Blade Nos	J - Blade Nos
						CM	Inch	CM	Inch				
Nipha Economy 5ft	17-19	180	19-17	244	40+	174	69	149	59	390	36	48	60
Nipha Economy 5.5ft	17-19	180	19-17	244	45+	194	76	168	66	404	39	48	66
Nipha Economy 6ft	17-19	180	19-17	244	50+	203	80	177	70	422	42	54	72
Nipha Economy 6.5ft	17-19	180	19-17	244	55+	211	83	185	73	444	48	60	72
Nipha Economy 7ft	17-19	180	19-17	244	60+	224	88	199	78	449	48	66	78

\* The specification shown above is for Multi speed gear drive NIPHA Economy Rotary Tillers  
 \* The approx weight is for Gear Drive Multi Speed Rotary Tillers with L type blades.

Note: The content of this catalogue is only to inform the end user. The company has the right to modify the specifications of its machine or components at any time without any prior notice.



48 Ganga Jamuna, 28/1 Shakespeare Sarani, Kolkata - 700017  
 Tel 91 33 4021 4300, 2287 2511, 2287 4447, 2287 6640  
 Fax 91 33 2287 5104  
 e-mail nipha@niphindia.com website www.niphindia.com





## Why go anywhere else?

NIPHA is one of the largest manufacturers of Tillage Tools and Wear Parts in Asia.

# SUPREME ROTARY TILLER MULTI SPEED



NIPHA Supreme Rotary Tiller is a product of NIPHA Group of Industries. NIPHA, established in 1960 is a totally Indian company, acknowledged as a multi-dimensional international organization that has perfected in-house systems and procedures to produce "QUALITY THAT'S WORLD CLASS".

NIPHA Supreme Rotary Tillers are designed:

- for a variety of crops, soil & climatic conditions, whether wet or dry
- for preparing seed beds before or after rains
- to control weeds & incorporate other residual matter in the soil to form organic manure

Tilling with NIPHA Supreme Rotary Tiller combines three processes in one: process of disking, cultivating & planking. It increases retain capacity of soil moisture, soil porosity & aeration which enhances germination and better growth of crops.

NIPHA Supreme Rotary Tiller is extremely suitable for Paddy, Wheat, Potato, Sugarcane, Cotton, Banana, Maize & Vegetable cultivation.

### Technical features


- Specially designed heavy-duty structural frame.
- Heavy-duty Gear Box
- Sealed bearings using 5 lip oil seals to prevent moisture/mud entry
- High Quality drive shaft
- Well-shaped adjustable rear trailing board
- NIPHA blades are made from durable high carbon, spring steel, Boron steel & equivalent. Special quality that ensures long life, extra strength, uniform hardness, wear resistance & fatigue life.

**APPROVED BY  
GOVT OF INDIA**

कृषि एवं सहकारिता विभाग  
DEPARTMENT OF AGRICULTURE & COOPERATION  
उत्तर पूर्वी क्षेत्र कृषी यंत्र प्रशिक्षण एवं परीक्षण संस्थान  
North Eastern Region Farm Machinery Training & Testing Institute  
विश्वनाथ चारिआलि, जिला-शोणितपुर (असम)  
Biswanath Chariali, Sonitpur, Assam, PIN 784176



'J' type blade



'L' type blade



'C' type blade



AN ISO 9001 : 2008 COMPANY

## SUPREME ROTARY TILLER MULTI SPEED



Choice of Multi Speed Heavy Duty Gear Box Rotor Speed 218 Or 260 rpm



Spur Gear Combination



Side Gear Drive




Imported PTO Shaft



Excellent for both dry and puddling cultivation



Multi Speed Machine "L" Type



Multi Speed Machine "J" Type

NIPHA সুপ্রীম রোটোরি টিলার NIPHA উদ্যোগসমূহের একটি উৎপাদন। NIPHA, ১৯৬০ সনে স্থাপিত একটি সম্পূর্ণ ভারতীয় কোম্পানী, NIPHA হোল একটি বহুস্তরীয় আন্তঃরাষ্ট্রীয় সংস্থা যেখানে প্রণালী এবং প্রক্রিয়াসমূহের মধ্যে সুসমন্বয় সাধিত হয়েছে এবং যা "Quality that's World Class"-এর উৎপাদন হিসাবে স্বীকৃতি লাভ করেছে।

**NIPHA সুপ্রীম রোটোরি টিলার ডিজাইনঃ**

- বিভিন্ন ফসল, সব ধরনের মাটি ও জলবায়ু নির্বিশেষে সব অবস্থার সাথে যাতে সঙ্গতিপূর্ণ হয় সেভাবে তৈরি করা হয়েছে।
- বর্ষার আগে বা পরে পর্যাপ্ত বীজ তৈরি করার পক্ষে অনুকূল সময়।
- বুনো ঘাস নিয়ন্ত্রণের জন্য ও অন্য অবশিষ্ট পদার্থ মাটিতে মেশানোর জন্য উপযুক্ত।

NIPHA সুপ্রীম রোটোরি টিলার-এর সংগে tilling একের মধ্যে তিনটি প্রক্রিয়া যুক্ত করে : disking cultivating & planking. এটি মাটি নরম, মাটির porosity

এবং বায়ু মিশ্রণ বৃদ্ধি করে।

যার ফলে ফসলের অতুলনীয় বিকাশ হয়। NIPHA সুপ্রীম রোটোরি টিলার ধান, গম, আলু, আখ, কাপাস, কলা, ভুট্টা এবং সজীর চাষের জন্য অসাধারণ উপযুক্ত।

**কারিকরী সুবিধাসমূহ :**

- Heavy Duty Structural ফ্রেম বিশেষভাবে ডিজাইন করা হয়েছে
- Heavy Duty গিয়ার বক্স
- 5 Lip Oil Seal দ্বারা সিলবদ্ধ Bearings যা নরম / কাদামাটি প্রতিরোধক্ষম
- উচ্চ গুণসম্পন্ন ড্রাইভ শ্যাফট
- Adjustable Trailing Board
- NIPHA গ্রেড টেকসই উচ্চ কার্বন, মিশ্রধাতু ইস্পাত, বোরোন ইস্পাত দ্বারা তৈরি করা হয় Special Quality দীর্ঘজীবন, অতিরিক্ত শক্তি, uniform hardness সুনিশ্চিত করে।

### Model wise multi series product specification [ Nipha ]

Model	Spur Gear	Rotar RPM	Spur Gear	Rotar RPM	Tractor HP	Total Width		Tillage Width		Weight Kgs	L - Blade Nos	C - Blade Nos	J - Blade Nos
						CM	Inch	CM	Inch				
Nipha Supreme 1500	19-16	260	18-17	231	40+	180	71	149	59	420	36	48	60
Nipha Supreme 1675	19-16	260	18-17	231	45+	200	79	168	66	435	36	48	66
Nipha Supreme 1750	19-16	260	18-17	231	50+	205	81	175	69	455	42	54	72
Nipha Supreme 1850	19-16	260	18-17	231	55+	218	86	185	73	480	48	60	72
Nipha Supreme 2000	19-16	260	18-17	231	60+	230	91	199	78	495	48	66	78

\* The specification shown above is for Multi speed gear drive NIPHA Supreme Rotary Tillers

\* The approx weight is for Gear Drive Multi Speed Rotary Tillers with L type blades.

Note: The content of this catalogue is only to inform the end user. The company has the right to modify the specifications of its machine or components at any time without any prior notice.

# NIPHA

48 Ganga Jamuna, 28/1 Shakespeare Sarani, Kolkata - 700017

Tel 91 33 4021 4300, 2287 2511, 2287 4447, 2287 6640

Fax 91 33 2287 5104

e-mail nipha@niphindia.com website www.niphindia.com

# DEALER